



District Report Card: 2017


State: Telangana	District: RANGAREDDY
Class: 8	Subject: Mathematics
Schools: 50	Students: 1207


Participation/Coverage


Students

GENDER 	Boys		Girls	
	Number	%	Number	%
	593	49.13	614	50.87

AREA 	Rural		Urban	
	Number	%	Number	%
	835	69.18	372	30.82

CATEGORY 	SC		ST		OBC		GEN	
	Number	%	Number	%	Number	%	Number	%
	383	31.73	164	13.59	594	49.21	66	5.47

CWSN 	LD	VI	HI	S&LD	ID	Oth
	1	1	2	9	0	6

MANAGEMENT 	Government		Government-aided	
	Number	%	Number	%
	1205	99.83	2	0.17

Average Performance of Students in EVS (%)

Overall	Gender		Area		Management		Social Group			
	Male	Female	Rural	Urban	Govt.	Aided	SC	ST	OBC	GEN
40.71	40.26	41.15	41.09	39.87	40.71	43.33	41.20	41.14	39.81	44.95

Performance on Learning Outcomes (LOs)

Learning Outcomes	Description	Average Performance(%)
M601	Solves problems involving large numbers by applying appropriate operations	36.60
M606	Solves problems on daily life situations involving addition and subtraction of fractions / decimals	38.56
M620	Finds out the perimeter and area of rectangular objects in the surroundings like floor of the class room, surfaces of a chalk box etc.	41.63
M621	Arranges given/collected information in the form of table, pictograph and bar graph and interprets them	46.41
M702	Interprets the division and multiplication of fractions	39.77
M705	Solves problems related to daily life situations involving rational numbers	50.70
M706	Uses exponential form of numbers to simplify problems involving multiplication and division of large numbers.	42.35
M707	Adds/subtracts algebraic expressions	49.63
M710	Solves problems related to conversion of percentage to fraction and decimal and vice versa	30.59
M717	Finds out approximate area of closed shapes by using unit square grid/ graph sheet	32.68
M719	Finds various representative values for simple data from her/his daily life contexts like mean, median and mode	43.29
M721	Interprets data using bar graph such as consumption of electricity is more in winters than summer	51.09
M801	Generalises properties of addition, subtraction, multiplication and division of rational numbers through patterns	31.60
M802	Finds rational numbers between two given rational numbers	40.00
M803	Proves divisibility rules of 2, 3,4, 5, 6, 9 and 11	47.06
M804	Finds squares, cubes, square roots and cube roots of numbers using different methods.	40.84
M808	Use various algebraic identities in solving problems of daily life.	52.44
M812	Verifies properties of parallelogram and establishes the relationship between them through reasoning	30.03
M818	Finds surface area and volume of cuboidal and cylindrical object	25.04
M819	Draws and interprets bar charts and pie charts	36.79

Range of Performance of Students who Answered Correctly							
Below 30%		30% - 50%		50% - 75%		Above 75%	
Number	%	Number	%	Number	%	Number	%
476	39.44	355	29.41	260	21.54	116	9.61

Lowest Performing Learning Outcomes (LOs)

1. Finds surface area and volume of cuboidal and cylindrical object (25.04)
2. Verifies properties of parallelogram and establishes the relationship between them through reasoning (30.03)
3. Solves problems related to conversion of percentage to fraction and decimal and vice versa (30.59)
4. Generalises properties of addition, subtraction, multiplication and division of rational numbers through patterns (31.6)
5. Finds out approximate area of closed shapes by using unit square grid/ graph sheet (32.68)

CSWN: **LD-** Locomotor Disability; **VI-** Visual Impairment; **HI-** Hearing Impairment;
S&LD- Speech and Language Disability; **ID-** Intellectual Disability; **Oth-** Other Disability.